



CULINARIO DOUBLE BOWL ULTIMATE WATER APPLIANCE STAINLESS STEEL SINK WITH CUTTING BOARD

ROHL Kitchen Accessories

RUWKIT49161

FEATURES

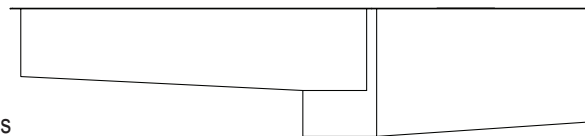
- 49 5/8" x 16" x 11 1/4" deep (internal dimensions)
- 1 bowl 30 1/4" x 16" x 7 7/32", 1 bowl 24 7/8" x 16" x 11 1/4"
- Fully insulated using "quiet coat" sound deadening technology
- Commercial grade, 16 gauge 18/10 Type 304 Stainless Steel
- Modern architecture, zero-edge side walls
- ROHL brand logos
- Standard 3 1/2" diameter US drain openings
- Brackets included
- Brushed Stainless offers a brilliant shine
- Stainless Copper not available
- 51 5/8" x 18" x 11 1/4" deep (external dimensions)
- Sink depth maximizes under counter storage accommodating two 35 quart waste/recycle bins
- Custom cabinet size or combination of standard 18" cabinets
- For improved functionality, wire sink grid and New Zealand cutting board included

COLORS/FINISHES

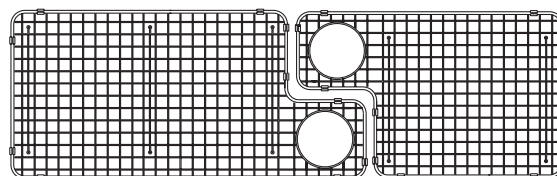
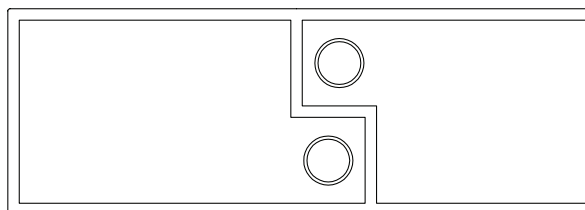
- Brushed Stainless Steel

WARRANTY

- Limited Lifetime




RUW4916



WSGRUW4916LG

WSGRUW4916SM



CB3387